

Gender Pay Gap Report 1st April 2022

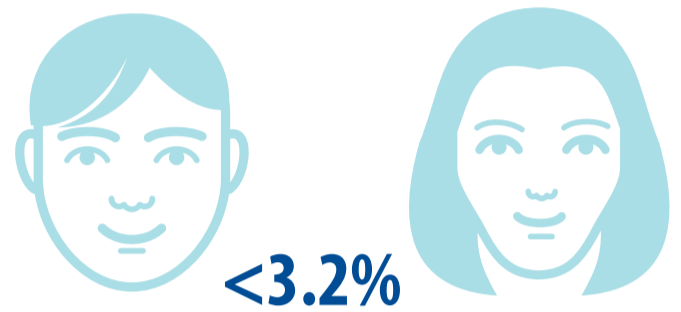
Average Gender Comparisons



At 1st Homecare, women earn £1 for every £1 that men earn when comparing median hourly wages. Their median hourly wage is 0% lower than men's.

The median hourly rate is calculated by ranking all employees from the highest paid to the lowest paid, and taking the hourly wage of the person in the middle; so the median gender pay gap is the difference between women's median hourly wage (the middle paid woman) and men's median hourly wage (the middle paid man).


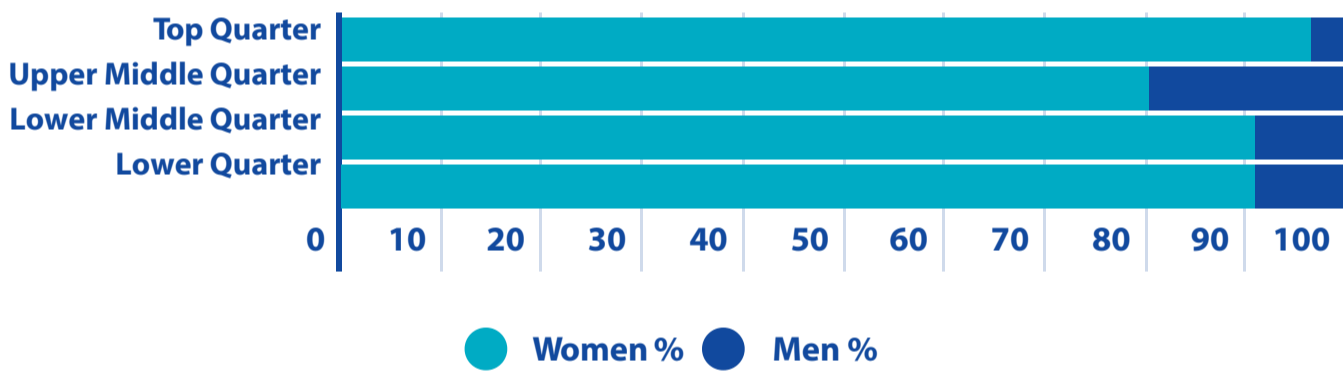
When comparing mean hourly wages, women's mean hourly wage is 3.2% higher than men's.



The mean hourly rate is the average hourly wage across the entire organisation so the mean gender pay gap is a measure of the difference between women's mean hourly wage and men's mean hourly wage.

Gender Pay Comparisons by Quarter

Proportion in each Pay Quarter by Gender



At 1st Homecare, women occupy 97.2% of the highest paid jobs and 91.4% of the lowest paid jobs.

Bonus Pay Gap

There is no gender bonus pay gap as no bonuses were paid by 1st Homecare.

Zero

Report Summary

1st Homecare employs a high percentage of female employees (90%) in common with sector norms. Our strategy is to build a diverse workforce ensuring that all employees are treated fairly and with respect. We ensure that all our pay and reward scales are transparent and that all employees have an equal opportunity to progress within the organisation. We are pleased to note a 0% pay differential in our Median hourly wage rates towards males. Our Mean hourly wages show a 3.2% pay differential towards females. We continue to strive towards parity amongst all employees and all new recruits are paid at standard rates to help us achieve this. The organisation will continue to review any evident pay gaps both at Mean and Quartile levels, with an aspiration to close any gaps and ensure pay parity for all employees.

David Sargent
Chief Executive Officer